

The fashion industry in Spain in figures

2,8%

Is the share of the fashion industry in the Spanish GDP in 2022.

17.481

Is the number of companies in textiles, clothing, leather and footwear in Spain as of January 1, 2023.

165.423

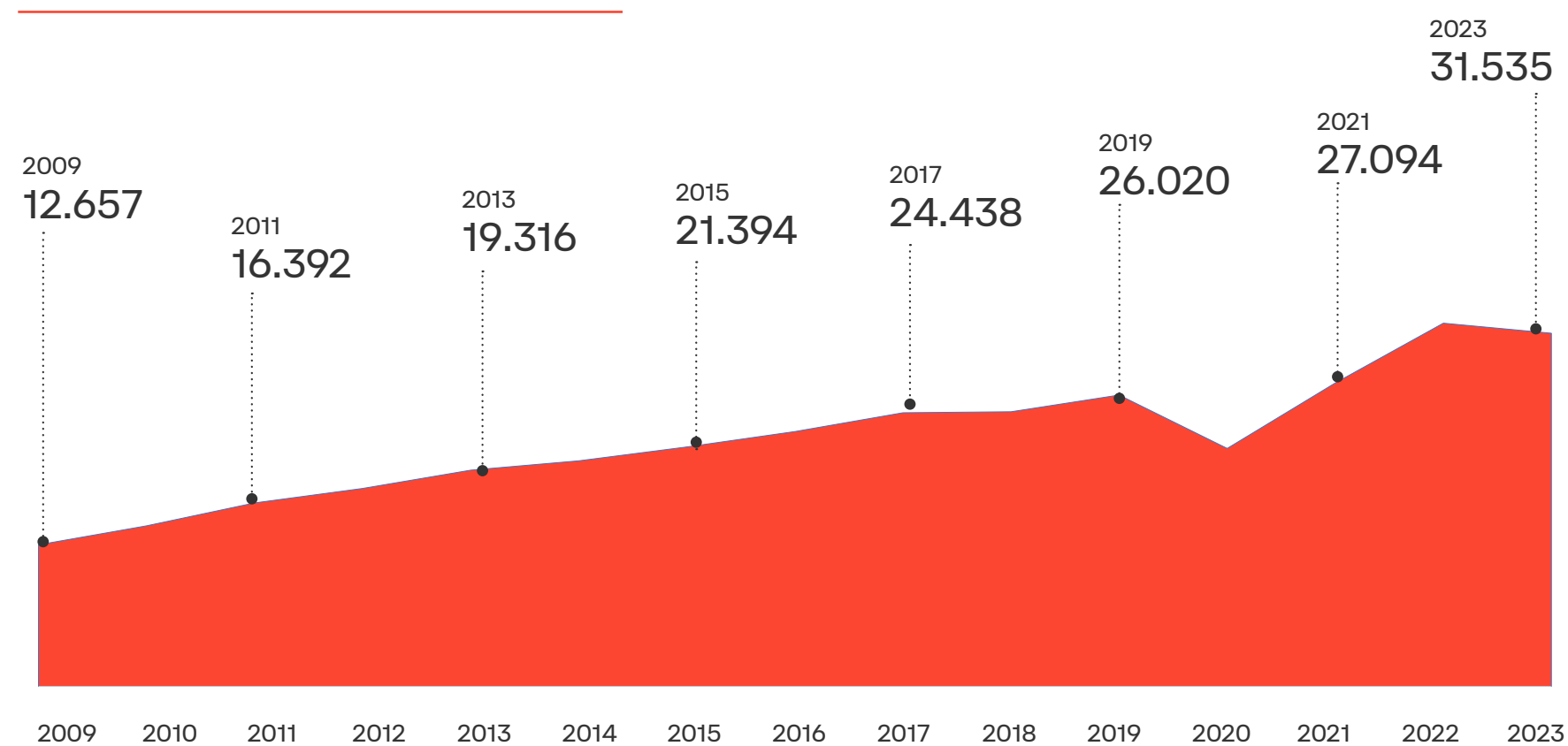
Is the number of jobs generated in Spain by the fashion trade in 2022

131.488

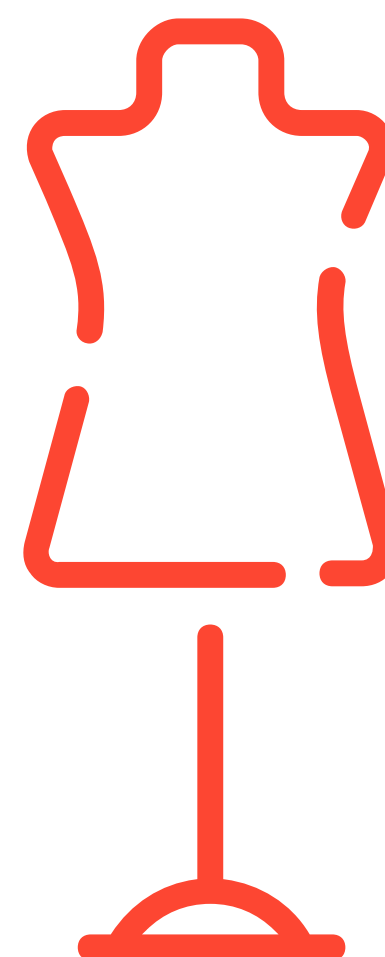
Is the average number of Social Security affiliates in December 2023 in textiles, clothing and footwear.

Sources:
 Economic Report of the fashion industry in Spain
 Central Directory of Companies (Dirce) by the National Institute of Statistics (INE)
 Report on online fashion in Spain 2023
 The textile business in figures, Acotex
 Ministry of Labour

Evolution of fashion exports

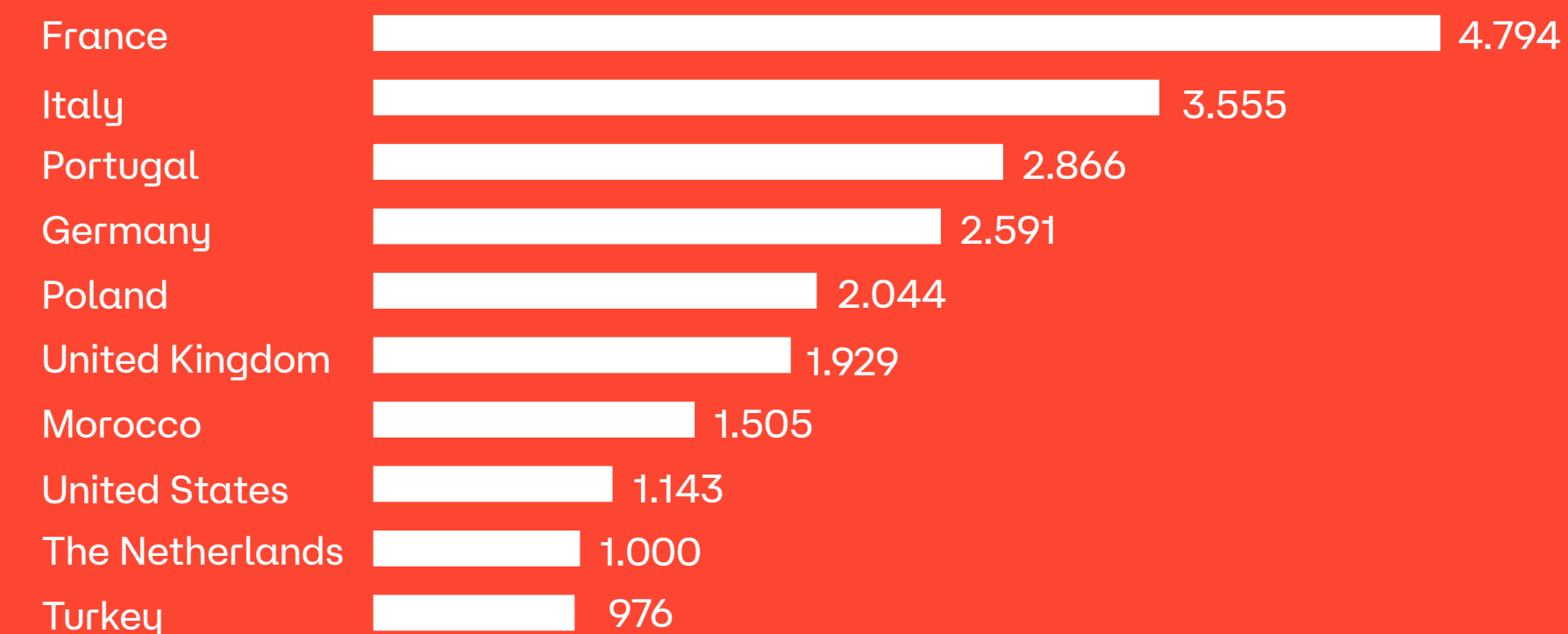


In millions of euros



Spain, a powerhouse in the fashion industry

Main clients of Spanish fashion



Exports in 2023, in millions of euros

Source: Icx

Spanish giants

<p>Inditex INDITEX</p> <p>Foundation 1963</p> <p>Headquarters Arteixo (A Coruña)</p>	<p>Puig PUIG</p> <p>Foundation 1914</p> <p>Headquarters L'Hospitalet de Llobregat (Barcelona)</p>
<p>Mango MANGO</p> <p>Foundation 1984</p> <p>Headquarters Palau-solità i Plegamans (Barcelona)</p>	<p>AWWG AWWG</p> <p>Foundation 1973</p> <p>Headquarters Sant Feliu de Llobregat (Barcelona)</p>
<p>Tendam TENDAM GLOBAL FASHION RETAIL</p> <p>Foundation 1880</p> <p>Headquarters Madrid</p>	<p>TOUS TOUS</p> <p>Foundation 1920</p> <p>Headquarters Manresa (Barcelona)</p>